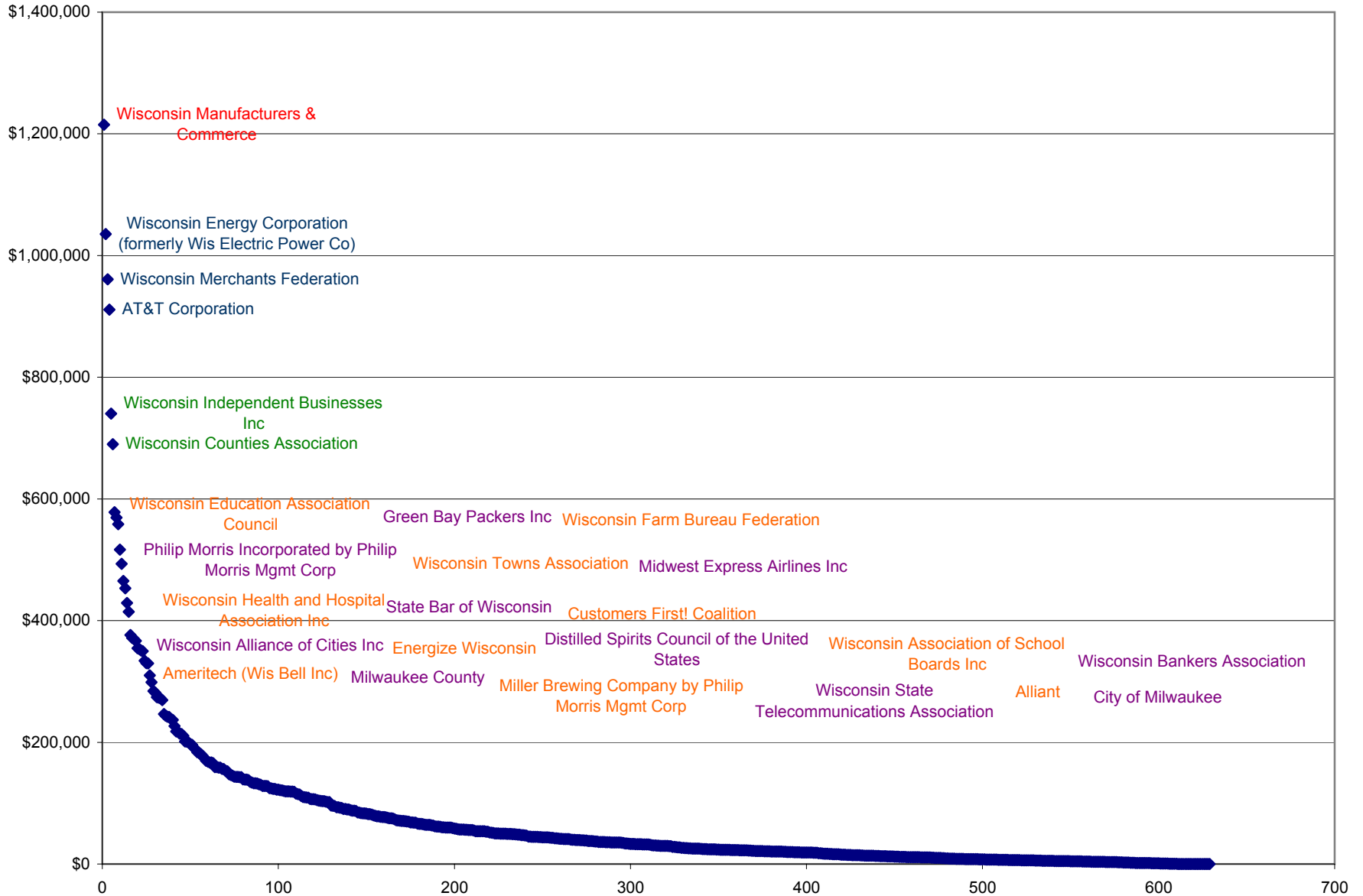


**1999-2000 Legislative Session  
Plotting of Total Dollars  
(total dollars expended per organization)**



**The 26 organizations listed above represented 31% of the total dollars spent lobbying.  
The 26 organizations listed above represented 4% of all lobbying organizations.**

State of Wisconsin  
**Total Lobbying Expenditures**  
 1999-2000 Legislative Session

This report provides a measure of the lobbying activity directed toward specific proposals that were before Wisconsin's legislature during the 1999-2000 legislative session. Each of the 629 organizations that employed lobbyists in Wisconsin during the 1999-2000 legislative session has reported to the Ethics Board the number of hours and dollars it spent on lobbying-related efforts. Each also provided the Ethics Board with its estimate of the portion of its lobbying efforts associated with specific proposals.

	January-June 1999 Total Expenditures	July-December 1999 Total Expenditures	January-June 2000 Total Expenditures	July-December 2000 Total Expenditures	1999-2000 Total Expenditures
<b>Total Dollars</b>	<b>\$14,505,780</b>	<b>\$10,824,086</b>	<b>\$10,870,492</b>	<b>\$8,205,513</b>	<b>\$44,405,871</b>
<b>Total Hours</b>	<b>147,121</b>	<b>101,990</b>	<b>104,682</b>	<b>72,041</b>	<b>425,834</b>

4% of all organizations (26) accounted for 31% of the dollars spent lobbying by all organizations (629)

4% of all organizations (23) accounted for 37% of the hours spent lobbying by all organizations (629)

Concerning the amount of dollars spent lobbying by organization:

Concerning the amount of hours spent lobbying by organization:

Maximum: \$1,214,995

Maximum: 12,869 hours

Median: \$30,000

Median: 236 hours

Minimum: \$0

Minimum: 0 hours

Mean (Average): \$70,710

Mean (Average): 678 hours

Standard Deviation from the Mean: \$122,673

Standard Deviation from the Mean: 1,426 hours

**Organizations and the money they spent lobbying:**

**Wisconsin Manufacturers & Commerce**

\$558,176	\$216,169	\$293,722	\$146,928	\$1,214,995
-----------	-----------	-----------	-----------	-------------

**Wisconsin Energy Corporation (formerly Wis Electric Power Co)**

\$527,519	\$296,557	\$128,676	\$82,505	\$1,035,257
-----------	-----------	-----------	----------	-------------

**Wisconsin Merchants Federation**

\$197,308	\$215,475	\$224,947	\$323,027	\$960,757
-----------	-----------	-----------	-----------	-----------

**AT&T Corporation**

\$331,499	\$253,689	\$220,742	\$105,130	\$911,060
-----------	-----------	-----------	-----------	-----------

**Wisconsin Independent Businesses Inc**

\$158,248	\$198,530	\$187,956	\$195,441	\$740,174
-----------	-----------	-----------	-----------	-----------

**Wisconsin Counties Association**

\$173,577	\$140,571	\$211,078	\$164,861	\$690,086
-----------	-----------	-----------	-----------	-----------

**Wisconsin Education Association Council**

\$264,335	\$125,116	\$95,806	\$92,925	\$578,182
-----------	-----------	----------	----------	-----------

**Green Bay Packers Inc**

\$15,000	\$20,266	\$533,582	\$400	\$569,248
----------	----------	-----------	-------	-----------

**Wisconsin Farm Bureau Federation**

\$126,569	\$146,541	\$139,568	\$145,698	\$558,375
-----------	-----------	-----------	-----------	-----------

**Philip Morris Incorporated by Philip Morris Mgmt Corp**

\$151,914	\$139,972	\$118,300	\$106,455	\$516,641
-----------	-----------	-----------	-----------	-----------

**Wisconsin Towns Association**

\$144,786	\$103,374	\$143,734	\$101,622	\$493,516
-----------	-----------	-----------	-----------	-----------

**Midwest Express Airlines Inc**

\$195,432	\$76,886	\$175,620	\$17,339	\$465,277
-----------	----------	-----------	----------	-----------

**Wisconsin Health and Hospital Association Inc**

\$123,672	\$136,096	\$112,615	\$80,789	\$453,172
-----------	-----------	-----------	----------	-----------

**State Bar of Wisconsin**

\$115,772	\$103,714	\$107,097	\$102,291	\$428,874
-----------	-----------	-----------	-----------	-----------

**Customers First! Coalition**

\$173,321	\$134,279	\$76,990	\$30,122	\$414,712
-----------	-----------	----------	----------	-----------

**Wisconsin Alliance of Cities Inc**

\$93,609	\$107,300	\$95,965	\$79,424	\$376,298
----------	-----------	----------	----------	-----------

**Energize Wisconsin**

\$254,591	\$67,495	\$42,806	\$6,450	\$371,342
-----------	----------	----------	---------	-----------

**Distilled Spirits Council of the United States**

\$122,466	\$137,665	\$63,732	\$46,101	\$369,964
-----------	-----------	----------	----------	-----------

**Wisconsin Association of School Boards Inc**

\$107,642	\$86,322	\$71,776	\$100,979	\$366,719
-----------	----------	----------	-----------	-----------

**Wisconsin Bankers Association**

\$92,416	\$93,846	\$104,543	\$63,737	\$354,542
----------	----------	-----------	----------	-----------

**Ameritech (Wis Bell Inc)**

\$118,094	\$73,993	\$98,634	\$62,739	\$353,460
-----------	----------	----------	----------	-----------

**Milwaukee County**

\$151,836	\$65,769	\$81,320	\$51,984	\$350,909
-----------	----------	----------	----------	-----------

**Miller Brewing Company by Philip Morris Mgmt Corp**

\$87,878	\$81,338	\$100,987	\$79,771	\$349,974
----------	----------	-----------	----------	-----------

**Wisconsin State Telecommunications Association**

\$115,438	\$78,734	\$82,936	\$56,856	\$333,963
-----------	----------	----------	----------	-----------

**Alliant**

\$223,933	\$41,441	\$32,436	\$32,141	\$329,951
-----------	----------	----------	----------	-----------

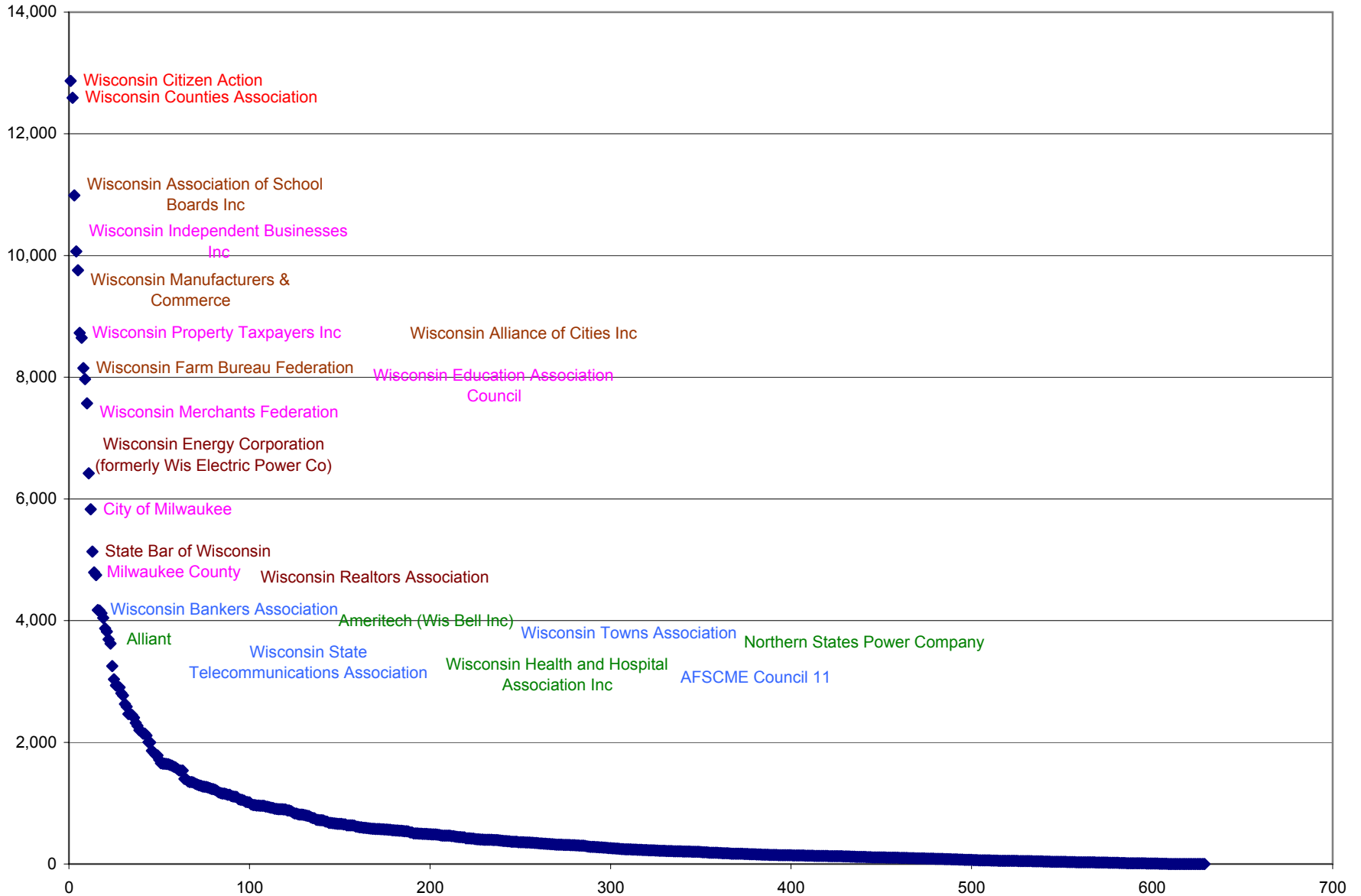
**City of Milwaukee**

\$133,289	\$84,546	\$62,058	\$49,731	\$329,624
-----------	----------	----------	----------	-----------

**Balance of organizations whose total expenditures are less than twice the standard deviation of the mean**

\$9,747,460	\$7,598,402	\$7,262,867	\$5,880,069	\$30,488,798
-------------	-------------	-------------	-------------	--------------

**1999-2000 Legislative Session  
Plotting of Total Hours  
(total hours expended per organization)**



**The 23 organizations listed above represented 37% of the total time spent lobbying.  
The 23 organizations listed above represented 4% of all lobbying organizations.**

**Organizations and the time they spent lobbying:****Wisconsin Citizen Action**

2,241	2,598	3,478	4,552	12,869
-------	-------	-------	-------	--------

**Wisconsin Counties Association**

3,730	2,907	3,410	2,545	12,592
-------	-------	-------	-------	--------

**Wisconsin Association of School Boards Inc**

3,438	2,821	2,168	2,563	10,990
-------	-------	-------	-------	--------

**Wisconsin Independent Businesses Inc**

2,203	2,578	2,616	2,671	10,068
-------	-------	-------	-------	--------

**Wisconsin Manufacturers & Commerce**

2,910	2,101	2,758	1,991	9,760
-------	-------	-------	-------	-------

**Wisconsin Property Taxpayers Inc**

2,479	2,184	1,946	2,120	8,729
-------	-------	-------	-------	-------

**Wisconsin Alliance of Cities Inc**

1,924	2,535	2,302	1,886	8,647
-------	-------	-------	-------	-------

**Wisconsin Farm Bureau Federation**

2,223	2,057	2,109	1,759	8,148
-------	-------	-------	-------	-------

**Wisconsin Education Association Council**

3,885	1,577	1,452	1,053	7,967
-------	-------	-------	-------	-------

**Wisconsin Merchants Federation**

2,075	1,866	1,797	1,832	7,570
-------	-------	-------	-------	-------

**Wisconsin Energy Corporation (formerly Wis Electric Power Co)**

3,428	1,848	829	315	6,420
-------	-------	-----	-----	-------

**City of Milwaukee**

2,579	1,427	1,037	786	5,829
-------	-------	-------	-----	-------

**State Bar of Wisconsin**

1,605	1,181	1,698	651	5,135
-------	-------	-------	-----	-------

**Milwaukee County**

2,103	900	1,086	705	4,794
-------	-----	-------	-----	-------

**Wisconsin Realtors Association**

1,659	1,032	1,592	465	4,748
-------	-------	-------	-----	-------

**Wisconsin Bankers Association**

977	1,010	1,376	812	4,175
-----	-------	-------	-----	-------

**Ameritech (Wis Bell Inc)**

1,404	999	1,096	667	4,166
-------	-----	-------	-----	-------

**Wisconsin Towns Association**

1,260	890	926	1,047	4,123
-------	-----	-----	-------	-------

**Northern States Power Company**

1,574	930	989	551	4,044
-------	-----	-----	-----	-------

**Alliant**

2,271	681	451	468	3,871
-------	-----	-----	-----	-------

**Wisconsin State Telecommunications Association**

1,205	915	1,105	596	3,821
-------	-----	-------	-----	-------

**Wisconsin Health and Hospital Association Inc**

1,329	1,038	789	533	3,689
-------	-------	-----	-----	-------

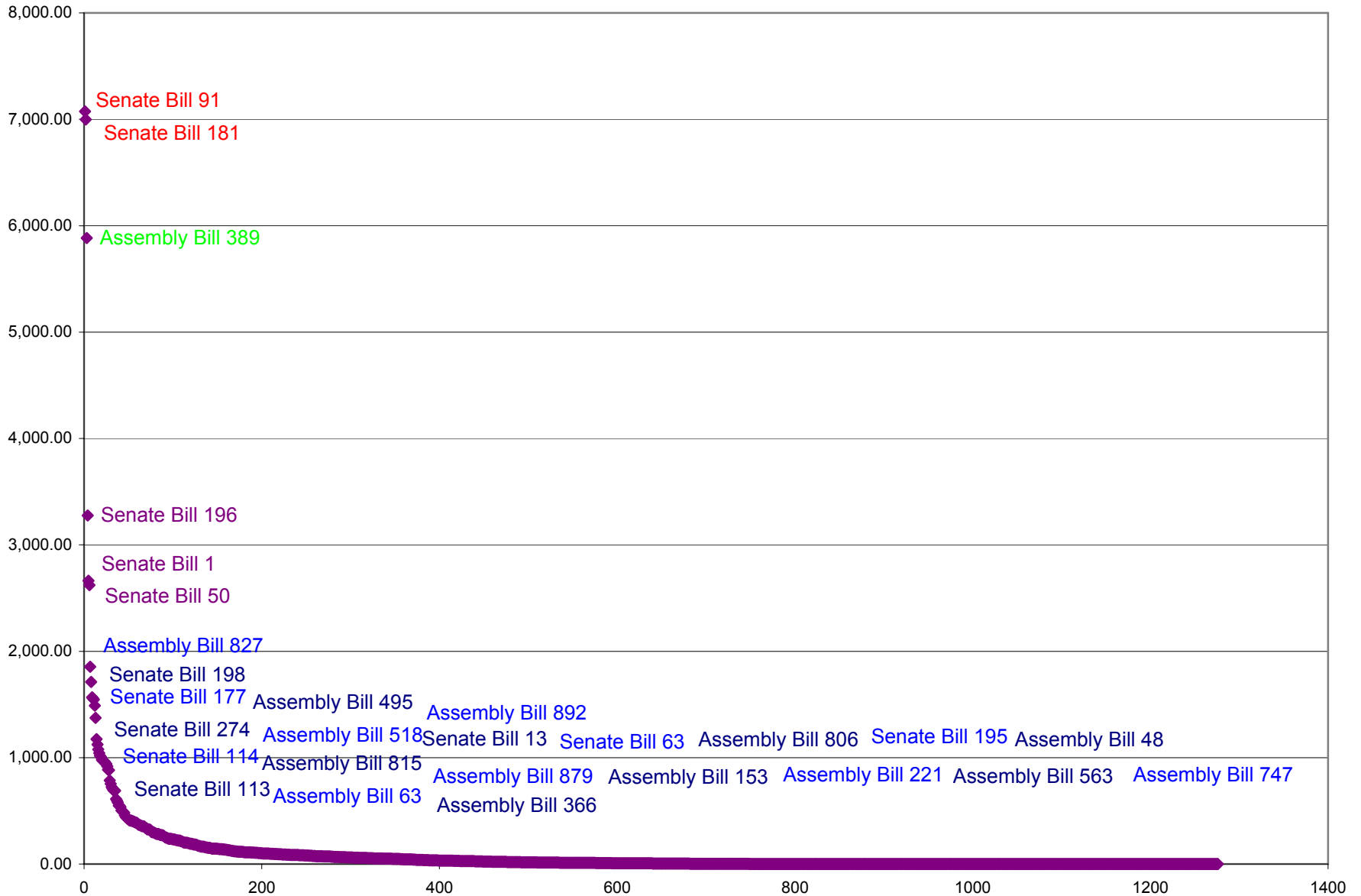
**AFSCME Council 11**

1,772	1,027	545	278	3,622
-------	-------	-----	-----	-------

**Balance of organizations whose total expenditures are less than twice the standard deviation of the mean**

96,847	64,888	67,127	41,195	270,057
--------	--------	--------	--------	---------

**1999-2000 Legislative Session  
Plotting of Bills  
(total hours expended per bill)**



**1,274 of the 1,728 bills introduced were lobbied on.  
The 28 bills listed above represented 47% of the total lobbying on bills.  
The 28 bills listed above represent 2% of all lobbied bills.**

## Bills

- 74% (1,274) of all legislative proposals introduced (1,728) were lobbied on.
  - 28 legislative proposals (2% of all legislative proposals) represented 47% of all lobbying expended on legislative proposals.\*
  - Concerning the number of hours spent lobbying on a legislative proposal, the:
    - Maximum: 7,074 hours
    - Median: 6 hours
    - Minimum: 0 hours
    - Mean (Average): 90 hours
    - Standard Deviation from the Mean: 393 hours

\* there were 7,053 interests reported to the Ethics Board concerning legislative proposals; of that, 2,273 have a percentage of effort reported and the corresponding hours are reflected in this section. 4,780 are represented by the percentages of effort reported under "Minor Effort". The Ethics Board has defined "Minor Effort" to be "an item which accounts for less than 10% of an organization's total lobbying-related time".

<b>Total Hours</b>	<b>29,930</b>	<b>29,210</b>	<b>56,020</b>	<b>0</b>	<b>115,160</b>
--------------------	---------------	---------------	---------------	----------	----------------

### Senate Bill 91

access service rates charged to certain telecommunications providers. (FE)

3,112	1,690	2,273	0	7,074
-------	-------	-------	---	-------

### Senate Bill 181

campaign financing with respect to the office of justice of the supreme court, making appropriations and providing penalties. (FE)

1,707	2,191	3,101	0	6,999
-------	-------	-------	---	-------

### Assembly Bill 389

control and ownership of transmission facilities by a transmission company and a Midwest independent system operator, ownership of nonutility assets by a public utility holding company, investments in transmission facilities, offers of employment to certain public utility and nonutility affiliates employees, fees and approvals for certain high-voltage transmission lines, construction of certain electric transmission facilities, environmental reviews by the public service commission, reports on reliability status of electric utilities, state participation in a regional transmission need and siting compact, incentives for development of certain generating facilities, study of market power and retail electric competition, market-based compensation, rates and contracts for electric customers, regulation of certain nitrogen oxide emissions, establishing programs for low-income energy assistance, improving energy conservation and efficiency markets and encouraging the development and use of renewable resources, creating a council on utility public benefits, establishing a utility public benefits fund, requiring electric utilities and retail electric cooperatives to charge public benefits fees to customers and members, imposing requirements on the use of renewable resources by electric utilities and cooperatives, requiring the exercise of rule-making authority, making appropriations and providing a penalty. (FE)

4,245	1,276	362	0	5,883
-------	-------	-----	---	-------

### Senate Bill 196

control and ownership of transmission facilities by a transmission company and a Midwest independent system operator, ownership of nonutility assets by a public utility holding company, investments in transmission facilities, offers of employment to certain public utility and nonutility affiliates employees, fees and approvals for certain high-voltage transmission lines, construction of certain electric transmission facilities, environmental reviews by the public service commission, reports on reliability status of electric utilities, state participation in a regional transmission need and siting compact, incentives for development of certain generating facilities, study of market power and retail electric competition, market-based compensation, rates and contracts for electric customers, regulation of certain nitrogen oxide emissions, establishing programs for low-income energy assistance, improving energy conservation and efficiency markets and encouraging the development and use of renewable resources, creating a council on utility public benefits, establishing a utility public benefits fund, requiring electric utilities and retail electric cooperatives to charge public benefits fees to customers and members, imposing requirements on the use of renewable resources by electric utilities and cooperatives, requiring the exercise of rule-making authority, making appropriations and providing a penalty. (FE)

1,961	816	499	0	3,276
-------	-----	-----	---	-------

### Senate Bill 1

requiring the department of employe trust funds to establish a health care coverage plan for employers in the private sector, creating a private employer health care coverage board and making an appropriation. (FE)

930	1,642	90	0	2,663
-----	-------	----	---	-------

### Senate Bill 50

enforcement of motor vehicle safety belt violations and providing a penalty.

680	993	949	0	2,622
-----	-----	-----	---	-------

### Assembly Bill 827

the minimum number of railroad employees required to be present in the cab of the lead control locomotive when the railroad train or locomotive is in motion. (FE)

0	0	1,854	0	1,854
---	---	-------	---	-------



**Senate Bill 198**

authorizing cities, villages, towns, counties, metropolitan sewerage districts, technical colleges and federated public libraries to let public works contracts under the design-build construction process, changing the threshold amounts that require competitive bidding under public works contracts and providing an exemption from competitive bidding requirements. (FE)

182	619	912	0	1,712
-----	-----	-----	---	-------

**Senate Bill 177**

mercury emissions from certain sources, reporting mercury emissions, mercury in medical waste sent to incinerators, fish advisories, granting rule-making authority, making an appropriation and providing a penalty. (FE)

205	755	606	0	1,567
-----	-----	-----	---	-------

**Assembly Bill 495**

benefit improvements, interest crediting, variable annuity option, contribution credits for employers, death benefits, credit for legislative service, recognition of income and capital gains and losses in the fixed retirement investment trust and affecting certain actuarial assumptions and liabilities under the Wisconsin retirement system. (FE)

0	1,322	235	0	1,557
---	-------	-----	---	-------

**Assembly Bill 892**

creating a local professional football stadium district; giving a local professional football stadium district the authority to issue bonds; making a state moral obligation pledge with respect to bonds issued by a local professional football stadium district; giving a local professional football stadium district the authority to impose a sales tax and a use tax; state aid for transportation facilities associated with a professional football team's home stadium; and making appropriations. (FE)

0	0	1,545	0	1,545
---	---	-------	---	-------

**Senate Bill 274**

credit union membership, powers and operation; the application of agriculture, trade and consumer protection statutes to credit unions and providing a penalty. (FE)

0	295	1,194	0	1,488
---	-----	-------	---	-------

**Assembly Bill 518**

requiring all insurers to establish internal grievance procedures, independent review of certain coverage determinations made by health benefit plans, granting rule-making authority and providing an exemption from emergency rule procedures. (FE)

0	594	780	0	1,374
---	-----	-----	---	-------

**Senate Bill 13**

commencement of the fall semester at public schools. (FE)

698	296	260	0	1,254
-----	-----	-----	---	-------

**Senate Bill 63**

requiring authorization for the use of nonoriginal manufacturer replacement parts in the repair of a motor vehicle.

498	289	336	0	1,124
-----	-----	-----	---	-------

**Assembly Bill 806**

conducting lead investigations, lead-bearing paint hazard control, requirements for certification of lead-free or lead-safe status for dwellings and premises, immunity from liability for lead poisoning or lead exposure, a state residential lead liability fund, granting rule-making authority, requiring the exercise of rule-making authority and making appropriations. (FE)

0	0	1,078	0	1,078
---	---	-------	---	-------

**Senate Bill 195**

uniform fees chargeable for certified duplicate health care records and granting rule-making authority. (FE)

155	346	542	0	1,043
-----	-----	-----	---	-------

**Assembly Bill 221**

operating a motor vehicle while under the influence of an intoxicant or drugs, or both; installation of an ignition interlock device in cases involving intoxicated operation of a motor vehicle; seizure of motor vehicles for offenses related to driving while under the influence of an intoxicant; the prohibited alcohol concentration related to operating a motor vehicle while under the influence of an intoxicant; creating a safe-ride grant program; certain alcohol beverage offenses committed by persons under the legal drinking age; making an appropriation; and providing penalties. (FE)

381	191	450	0	1,021
-----	-----	-----	---	-------

**Assembly Bill 48**

classifying county jailers as protective occupation participants for the purposes of the Wisconsin retirement system. (FE)

229	220	569	0	1,018
-----	-----	-----	---	-------

**Senate Bill 114**

the property tax lottery credit and making an appropriation. (FE)

896	28	83	0	1,007
-----	----	----	---	-------

**Assembly Bill 815**

requiring pharmacies and pharmacists, as a condition of medical assistance participation, to charge low-income persons eligible for medicare for certain prescription drugs no more than specific amounts, authorizing the department of health and family services to enter into rebate agreements with drug manufacturers and making appropriations. (FE)

0	0	981	0	981
---	---	-----	---	-----

**Assembly Bill 879**

access service rates charged to and assessment of unaffiliated telecommunications providers, creating an assistance fund for "911" and making an appropriation.

0	0	972	0	972
---	---	-----	---	-----

**Assembly Bill 153**

requiring authorization for the use of nonoriginal manufacturer replacement parts in the repair of a motor vehicle.

293	341	332	0	966
-----	-----	-----	---	-----

**Assembly Bill 563**

the creation of a new type of financial institution; the powers of and requirements applicable to these financial institutions; providing an exemption from emergency rule procedures; and granting rule-making authority. (FE)

0	167	783	0	950
---	-----	-----	---	-----

**Assembly Bill 747**

prohibiting cities, villages, towns, counties, school districts, technical college districts and cooperative educational service agencies from providing certain telecommunications services and Internet access services and from making certain transfers of telecommunications transmission facilities

0	0	942	0	942
---	---	-----	---	-----

**Senate Bill 113**

campaign financing, imposition of a lobbying expenditure tax, providing exemptions from emergency rule procedures, granting rule-making authority, making appropriations and providing penalties. (FE)

448	360	112	0	919
-----	-----	-----	---	-----

**Assembly Bill 63**

requiring the department of employe trust funds to establish a health care coverage plan for employers in the private sector, creating a private employer health care coverage board and making an appropriation. (FE)

567	285	34	0	886
-----	-----	----	---	-----

**Assembly Bill 366**

mercury emissions from certain sources, reporting mercury emissions, mercury in medical waste sent to incinerators, fish advisories, granting rule-making authority, making an appropriation and providing a penalty. (FE)

106	384	393	0	883
-----	-----	-----	---	-----

**Balance of all other lobbied bills whose total hours lobbied is less than twice the standard deviation of the mean**

12,638	14,111	33,753	0	60,502
--------	--------	--------	---	--------