

**State of Wisconsin  
Ethics Board**

**Total Lobbying Expenditures**  
2001-2002 Legislative Session  
through December 31, 2002

**Total Lobbying Expenditures:** page 1  
*Illustration of Total Lobbying Expenditures:* page 2  
*Illustration of Biggest Spenders (by dollars):* page 3  
**Biggest Spenders (by dollars):** page 4  
*Illustration of Biggest Spenders (by hours):* page 6  
**Biggest Spenders (by hours):** page 7  
*Illustration of Most Lobbied Bills:* page 9  
**Most Lobbied Bills:** page 10  
*Illustration of Most Lobbied Budget Bill Subjects:* page 13  
**Most Lobbied Budget Bill Subjects:** page 14  
*Illustration of Most Lobbied Rules:* page 15  
**Most Lobbied Rules:** page 16  
**Topics, Minor Effort and No Lobbying Communication:** page 18

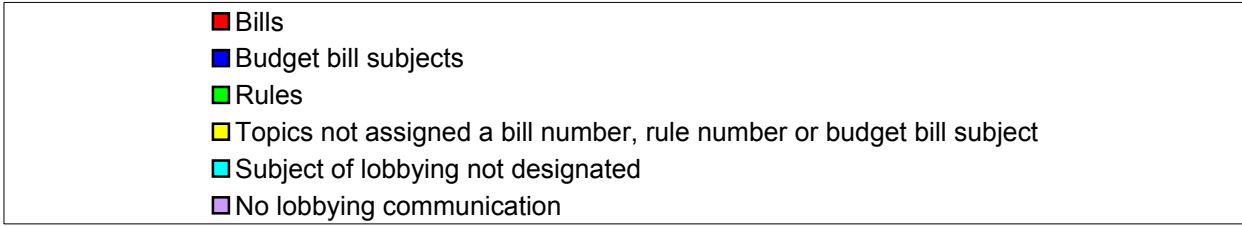
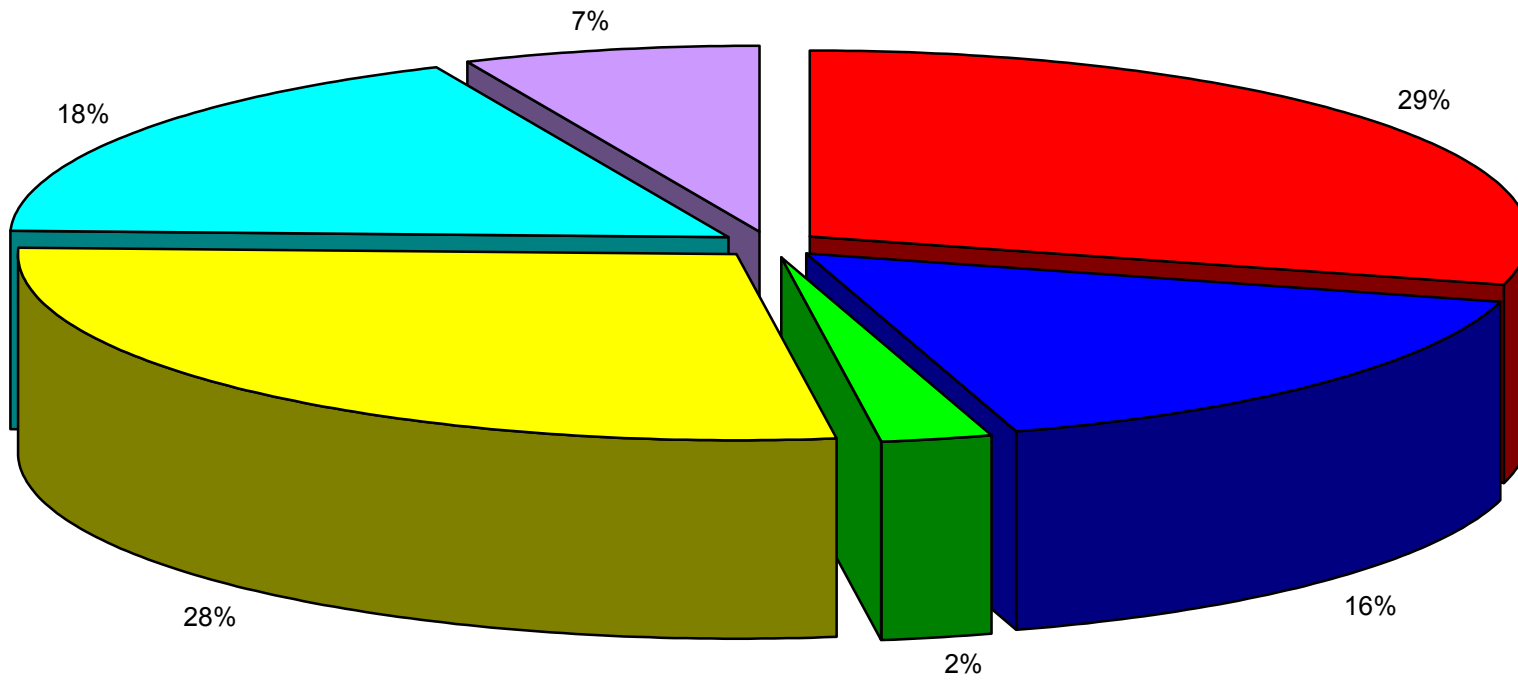
This report provides a measure of the lobbying activity directed toward specific proposals that were before Wisconsin's legislature during the 2001-2002 legislative session. Each of the 678 organizations that employed lobbyists in Wisconsin during the 2001-2002 legislative session has reported to the Ethics Board the number of hours and dollars it spent on lobbying-related efforts. Each also provided the Ethics Board with its estimate of the portion of its lobbying efforts associated with specific proposals.

The number of hours of lobbying-related activity reported for each proposal is derived from each lobbying organization's estimate of the hours it devoted to lobbying on that proposal during each 6 month reporting period within the 2001-2002 legislative session. True totals may be slightly greater for some proposals because an organization did not have to report time it devoted to a proposal if the time amounted to less than 10% of its total lobbying effort.

Due to the rounding of percentages and the formulas used to generate this report, all totals are accurate within a margin of +/- 1.

TOTALS:	January-June 2001	July-December 2001	January-June 2002	July-December 2002	Session-to-date
hours	143,722	108,033	119,253	74,418	445,426
dollars	\$13,757,649	\$11,436,822	\$12,052,262	\$9,430,180	\$46,676,912
<b>CONTRACT LOBBYISTS AND THEIR RESEARCH STAFF:</b>					
hours	44,295	34,453	38,526	19,418	136,692
dollars	\$6,479,571	\$5,923,326	\$5,953,445	\$4,149,520	\$22,505,862
<b>IN-HOUSE LOBBYISTS AND THEIR RESEARCH STAFF:</b>					
hours	99,427	73,580	80,727	55,000	308,734
dollars	\$5,983,443	\$4,596,254	\$4,885,726	\$3,850,754	\$19,316,176
<b>ALL OTHER LOBBYING EXPENSES:</b>					
dollars	\$1,294,634	\$917,242	\$1,213,091	\$1,429,906	\$4,854,874

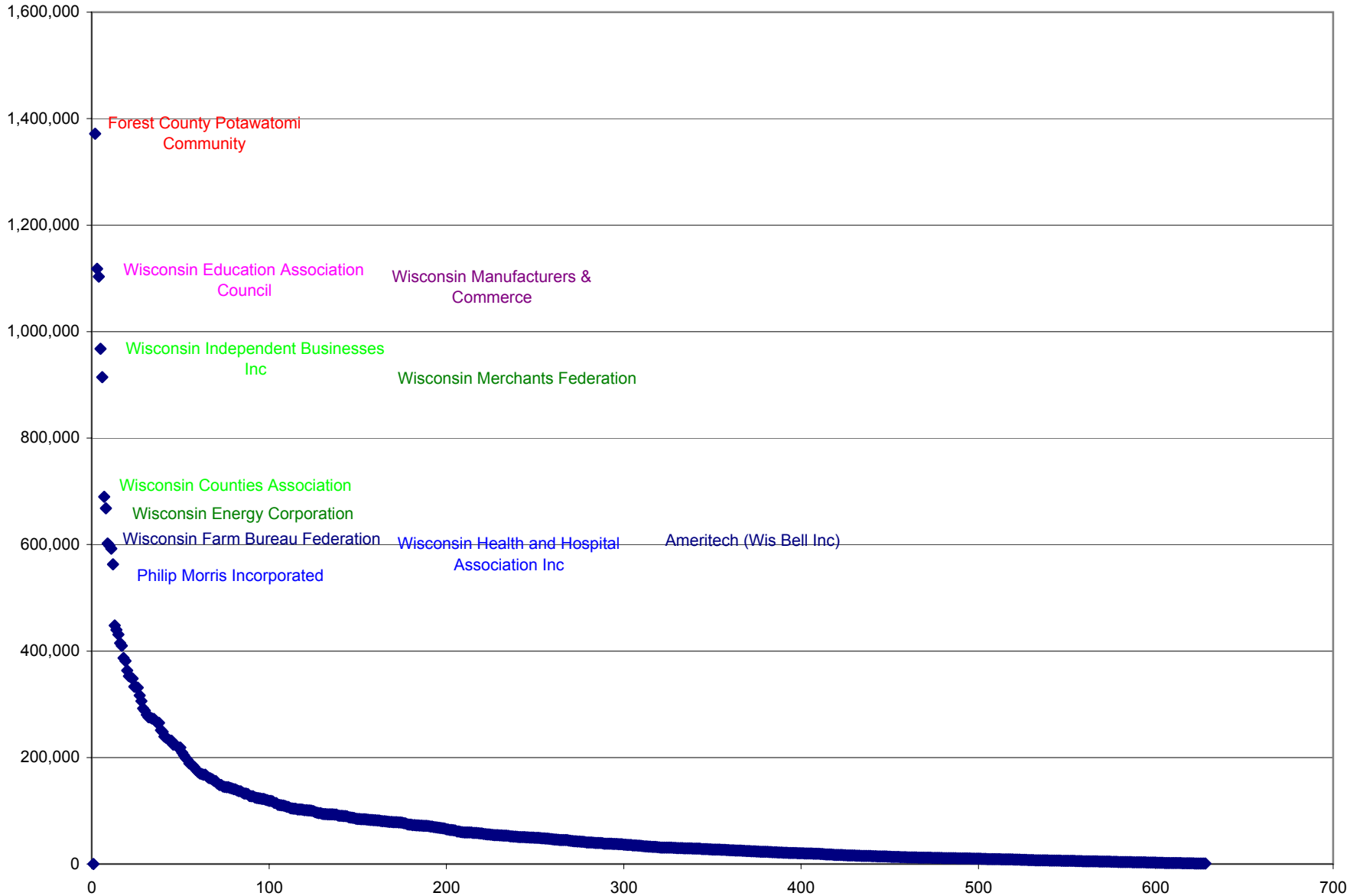
2001-2002 Legislative Session  
**Where Lobbying Interests Were Focused**  
(by hours)



Prepared by the Wisconsin Ethics Board. For related information visit <http://ethics.state.wi.us>

This report is based on data received by: 2/19/2003

**2001-2002 Legislative Session  
Plotting of Total Dollars  
(total dollars expended per organization)**



## ORGANIZATIONS (total dollars)

	January-June 2001	July-December 2001	January-June 2002	July-December 2002	Session-to-date
dollars	\$13,757,649	\$11,436,822	\$12,052,262	\$9,430,180	\$46,676,912

### The 11 organizations who spent the greatest number of DOLLARS lobbying

#### Forest County Potawatomi Community

hours	822	866	846	260	2,794
dollars	\$104,662	\$191,396	\$535,407	\$540,044	\$1,371,509

#### Wisconsin Education Association Council

hours	3,082	2,142	2,953	1,234	9,411
dollars	\$296,591	\$179,350	\$284,929	\$356,968	\$1,117,838

#### Wisconsin Manufacturers & Commerce

hours	3,402	2,704	2,405	1,785	10,296
dollars	\$423,675	\$283,540	\$212,104	\$183,898	\$1,103,216

#### Wisconsin Independent Businesses Inc

hours	2,899	3,244	3,745	3,755	13,643
dollars	\$211,268	\$243,291	\$232,342	\$280,602	\$967,503

#### Wisconsin Merchants Federation

hours	1,912	1,685	1,805	1,709	7,111
dollars	\$225,538	\$224,939	\$220,545	\$243,467	\$914,489

#### Wisconsin Counties Association

hours	3,279	3,046	2,995	2,158	11,478
dollars	\$190,859	\$179,077	\$174,390	\$145,568	\$689,894

#### Wisconsin Energy Corporation

hours	1,258	522	883	259	2,922
dollars	\$251,302	\$135,300	\$168,161	\$113,151	\$667,914

---

**Wisconsin Farm Bureau Federation**

hours	2,161	1,743	2,029	1,494	7,427
dollars	\$146,727	\$149,731	\$151,614	\$154,036	\$602,108

---

**Wisconsin Health and Hospital Association Inc**

hours	1,181	885	1,639	1,358	5,063
dollars	\$136,157	\$128,616	\$166,636	\$167,060	\$598,469

---

**Ameritech (Wis Bell Inc)**

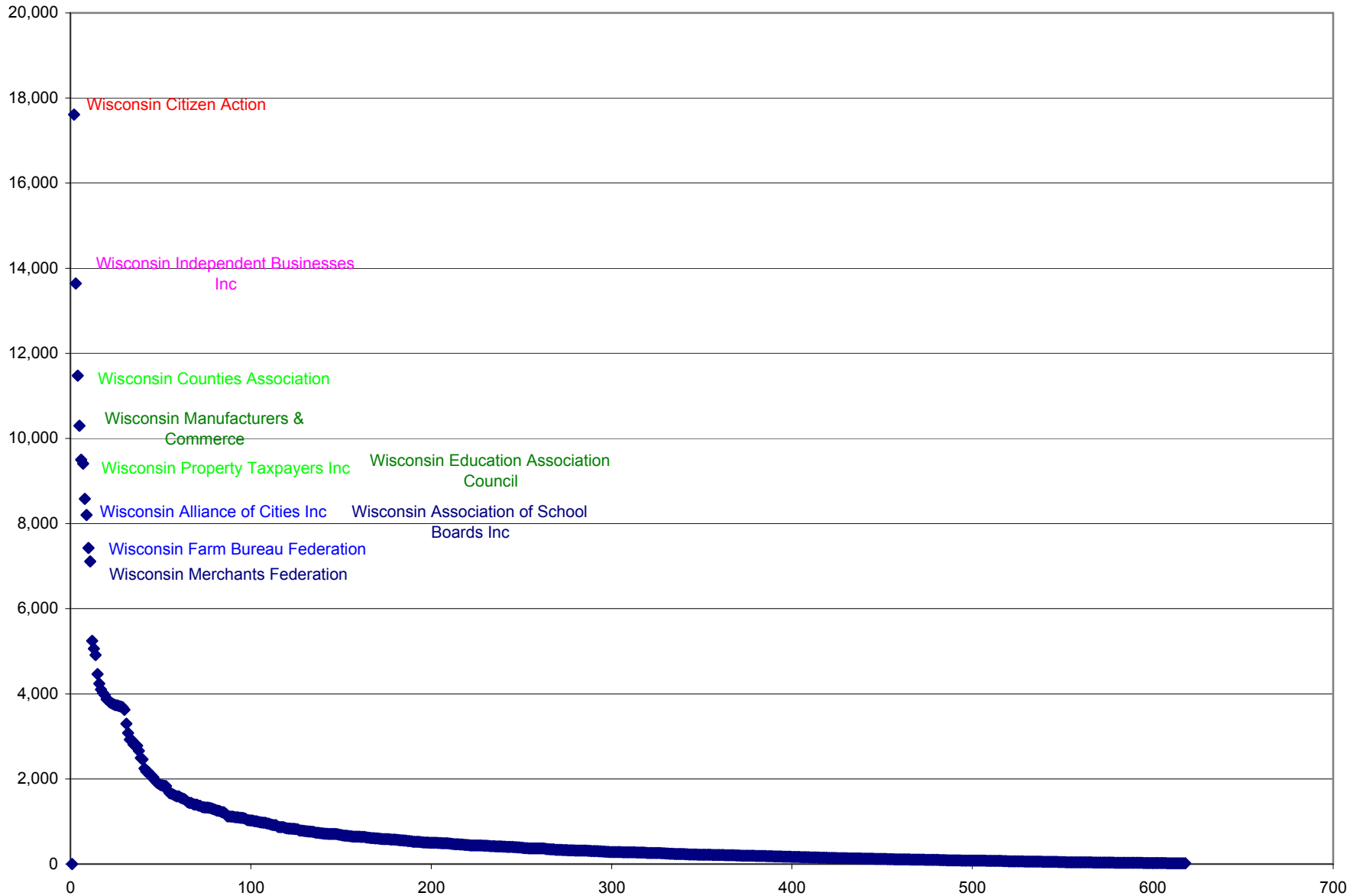
hours	1,406	1,027	1,294	737	4,464
dollars	\$146,246	\$121,061	\$215,023	\$110,099	\$592,429

---

**Philip Morris Incorporated by its service company Philip Morris**

hours	751	405	329	147	1,632
dollars	\$175,151	\$176,116	\$112,235	\$99,432	\$562,934

**2001-2002 Legislative Session  
Plotting of Total Hours  
(total hours expended per organization)**



## ORGANIZATIONS (total hours)

	January-June 2001	July-December 2001	January-June 2002	July-December 2002	Session-to-date
hours	143,722	108,033	119,253	74,418	445,426

### The 10 organizations who spent the greatest number of HOURS lobbying

#### Wisconsin Citizen Action

hours	5,561	5,150	3,619	3,279	17,609
dollars	\$140,677	\$115,806	\$83,795	\$99,338	\$439,616

#### Wisconsin Independent Businesses Inc

hours	2,899	3,244	3,745	3,755	13,643
dollars	\$211,268	\$243,291	\$232,342	\$280,602	\$967,503

#### Wisconsin Counties Association

hours	3,279	3,046	2,995	2,158	11,478
dollars	\$190,859	\$179,077	\$174,390	\$145,568	\$689,894

#### Wisconsin Manufacturers & Commerce

hours	3,402	2,704	2,405	1,785	10,296
dollars	\$423,675	\$283,540	\$212,104	\$183,898	\$1,103,216

#### Wisconsin Property Taxpayers Inc

hours	2,335	2,367	2,359	2,438	9,499
dollars	\$79,483	\$91,347	\$93,537	\$98,872	\$363,240

#### Wisconsin Education Association Council

hours	3,082	2,142	2,953	1,234	9,411
dollars	\$296,591	\$179,350	\$284,929	\$356,968	\$1,117,838

#### Wisconsin Alliance of Cities Inc

hours	2,185	1,984	2,463	1,947	8,579
dollars	\$101,284	\$84,281	\$126,942	\$102,217	\$414,724

---

**Wisconsin Association of School Boards Inc**

hours	2,568	1,962	2,127	1,545	8,202
dollars	\$121,586	\$101,945	\$113,119	\$94,342	\$430,993

---

**Wisconsin Farm Bureau Federation**

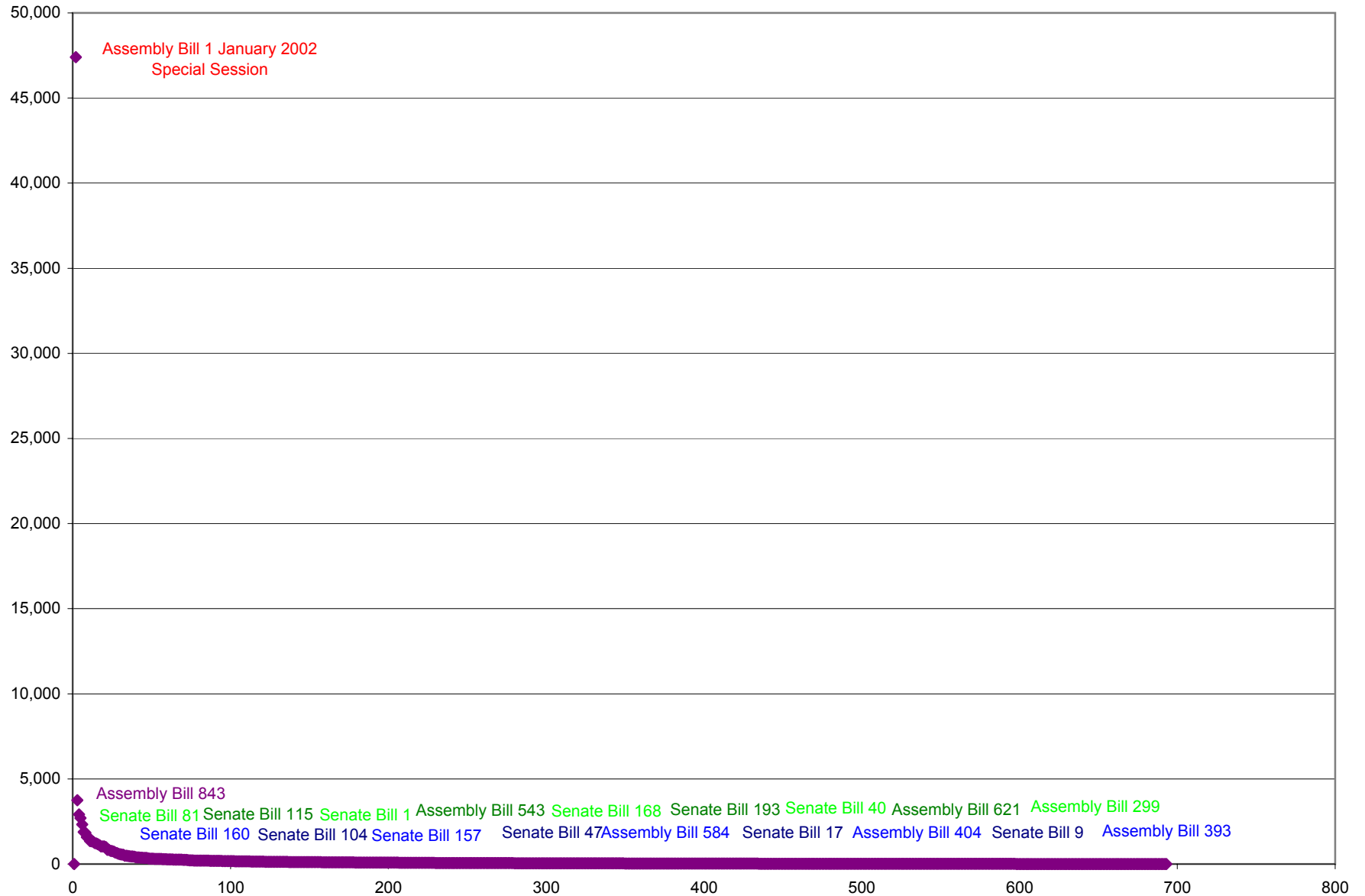
hours	2,161	1,743	2,029	1,494	7,427
dollars	\$146,727	\$149,731	\$151,614	\$154,036	\$602,108

---

**Wisconsin Merchants Federation**

hours	1,912	1,685	1,805	1,709	7,111
dollars	\$225,538	\$224,939	\$220,545	\$243,467	\$914,489

**2001-2002 Legislative Session  
Plotting of Bills  
(total hours expended per bill)**



# BILLS

	January-June 2001	July-December 2001	January-June 2002	July-December 2002	Session-to-date
hours	26,529	26,039	68,206	8,778	129,553

## The 20 most lobbied bills (bills where 1,000 or more hours was spent on lobbying-related matters)

### Assembly Bill 1 January 2002 Special Session

state finances and appropriations, constituting the governor's recommendations for correcting the imbalance between projected revenues and authorized expenditures. (FE)

hours	0	0	38,659	8,737	47,396
-------	---	---	--------	-------	--------

### Assembly Bill 843

campaign financing, the procedure for enforcement of the election laws, nonrefundable income tax credits for certain donations to the Wisconsin election campaign fund, candidate time on public broadcasting television stations and public access channels, official action in return for providing or withholding political contributions, services, or other things of value, providing exemptions from certain emergency rule procedures, granting rule-making authority, and providing penalties. (FE)

hours	0	0	3,751	0	3,751
-------	---	---	-------	---	-------

### Senate Bill 81

the private employer health care coverage program and making an appropriation. (FE)

hours	852	1,300	757	0	2,910
-------	-----	-------	-----	---	-------

### Senate Bill 115

campaign financing with respect to the office of justice of the supreme court, making appropriations, and providing penalties. (FE)

hours	2,380	322	2	0	2,704
-------	-------	-----	---	---	-------

### Senate Bill 1

requiring pharmacies and pharmacists, as a condition of medical assistance participation, to charge elderly persons for prescription drugs no more than specific amounts; specifying requirements for rebate agreements between the department of health and family services and drug manufacturers; requiring the department of health and family services to seek a waiver to provide medical assistance eligibility to certain persons for purposes of a prescription drug benefit; requiring the exercise of rule-making authority; making appropriations; and providing penalties. (FE)

hours	1,574	657	92	0	2,323
-------	-------	-----	----	---	-------

### Assembly Bill 543

a loan from the general fund for the private employer health care coverage program, small employer health insurance rates, providing an exemption from emergency rule procedures, and making an appropriation. (FE)

hours	0	1,793	94	0	1,887
-------	---	-------	----	---	-------

---

## Senate Bill 168

leased generation contracts between public utilities and affiliated interests. (FE)

hours

---

## Senate Bill 193

claims for loss of society and companionship in medical malpractice cases.

hours

---

## Senate Bill 40

prohibiting certain telephone solicitations, requiring the registration of telephone solicitors, requiring the exercise of rule-making authority, making an appropriation, and providing penalties. (FE)

hours

---

## Assembly Bill 621

the use of a person's social security number in his or her student identification number at private institutions of higher education; prohibiting showing social security numbers on insurance identification cards; department of corrections contracts involving prisoner access to an individual's date of birth; confidentiality of patient health care records; access to certain public records containing personally identifiable information; access to autopsy records; preparation of privacy impact statements for bills that would impact personal privacy; written policies on entering locker rooms being used by athletic teams representing certain schools or by professional athletic teams; prohibiting certain telephone solicitations; prohibiting posting photographs of residential property on the Internet; appointment of certain officers in the department of electronic government; and disclosure of the records of a law enforcement agency or of a juvenile or municipal court to other law enforcement agencies, to other juvenile or municipal courts, to juvenile court intake workers, and to district attorneys, corporation counsels, and other representatives of the public interest. (FE)

hours

---

## Assembly Bill 299

credit union membership, powers, and operation; the application of agriculture, trade, and consumer protection statutes to credit unions; the creation of a new type of financial institution; the powers of and requirements applicable to the new type of financial institution; providing an exemption from emergency rule procedures; granting rule-making authority; and providing a penalty. (FE)

hours

---

## Senate Bill 160

prohibiting the use of cyanide in metallic mining.

hours

---

## Senate Bill 104

campaign financing, providing exemptions from emergency rule procedures, granting rule-making authority, making appropriations and providing penalties. (FE)

hours

---

## Senate Bill 157

health insurance coverage of nervous and mental disorders, alcoholism, and other drug abuse problems. (FE)

hours

---

---

**Senate Bill 47**

enforcement of motor vehicle safety belt violations and providing a penalty.

hours

---

**Assembly Bill 584**

public utility shared revenue payments and making an appropriation. (FE)

hours

---

**Senate Bill 17**

the priority of a wage claim lien.

hours

---

**Assembly Bill 404**

the minimum number of railroad employees required to be present in the cab of the lead control locomotive when the railroad train or locomotive is in motion. (FE)

hours

---

**Senate Bill 9**

revising the Uniform Commercial Code Secured Transactions and related statutes and granting rule-making authority. (FE)

hours

---

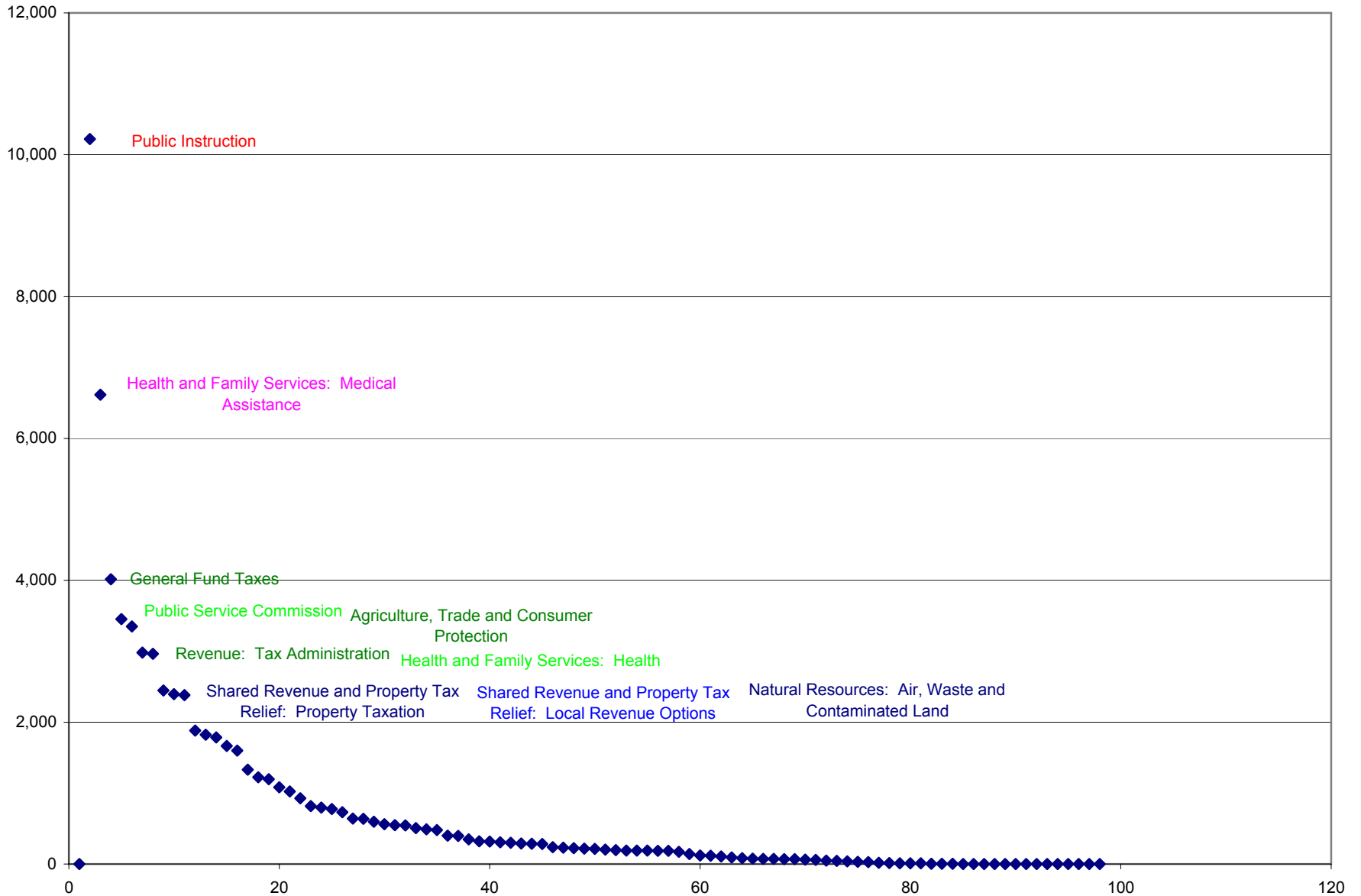
**Assembly Bill 393**

regulating rental-purchase companies, providing an exemption from emergency rule procedures, granting rule-making authority, and providing a penalty. (FE)

hours

---

**2001-2002 Legislative Session  
Plotting of Budget Bill Subjects  
(total hours expended per subject)**



# BUDGET BILL SUBJECTS

	January-June 2001	July-December 2001	January-June 2002	July-December 2002	Session-to-date
hours	51,786	19,967	0	0	71,753

## The 10 most lobbied budget bill subjects

### Public Instruction

hours	8,045	2,177	0	0	10,222
-------	-------	-------	---	---	--------

### Health and Family Services: Medical Assistance

hours	4,682	1,934	0	0	6,616
-------	-------	-------	---	---	-------

### General Fund Taxes

hours	3,437	578	0	0	4,015
-------	-------	-----	---	---	-------

### Public Service Commission

hours	2,739	715	0	0	3,454
-------	-------	-----	---	---	-------

### Agriculture, Trade and Consumer Protection

hours	1,929	1,420	0	0	3,348
-------	-------	-------	---	---	-------

### Revenue: Tax Administration

hours	1,948	1,033	0	0	2,982
-------	-------	-------	---	---	-------

### Health and Family Services: Health

hours	2,198	765	0	0	2,963
-------	-------	-----	---	---	-------

### Shared Revenue and Property Tax Relief: Property Taxation

hours	1,914	533	0	0	2,447
-------	-------	-----	---	---	-------

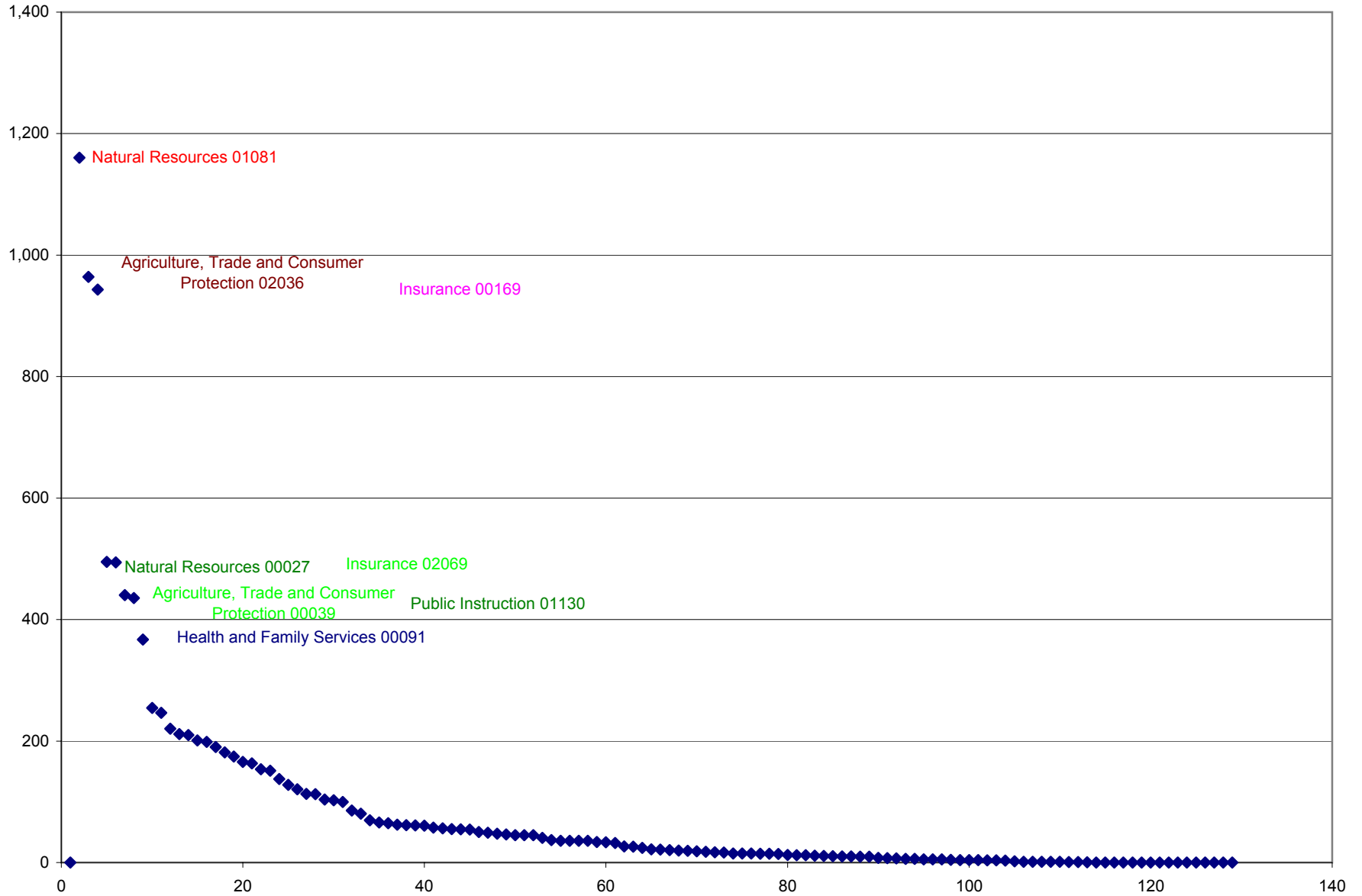
### Shared Revenue and Property Tax Relief: Local Revenue Optio

hours	1,516	878	0	0	2,394
-------	-------	-----	---	---	-------

### Natural Resources: Air, Waste and Contaminated Land

hours	1,483	899	0	0	2,383
-------	-------	-----	---	---	-------

**2001-2002 Legislative Session  
Plotting of Rules  
(total hours expended per rule)**



# RULES

	January-June 2001	July-December 2001	January-June 2002	July-December 2002	Session-to-date
hours	2,259	2,796	3,061	2,894	11,009

The 8 most lobbied rules (rules where 200 or more hours was spent on lobbying-related matters)

## Natural Resources 01081

the control of mercury emissions to address the atmospheric deposition of mercury.

hours	0	381	530	250	1,160
-------	---	-----	-----	-----	-------

## Agriculture, Trade and Consumer Protection 02036

telephone solicitations and a no-call list.

hours	0	0	353	611	964
-------	---	---	-----	-----	-----

## Insurance 00169

health benefit plan grievance requirements and independent review organizations.

hours	435	215	162	132	943
-------	-----	-----	-----	-----	-----

## Natural Resources 00027

runoff management

hours	137	246	112	0	495
-------	-----	-----	-----	---	-----

## Insurance 02069

revising requirements for defined network plans, preferred provider plans and limited service health organization plans to comply with recent changes in state laws.

hours	0	0	125	369	494
-------	---	---	-----	-----	-----

## Public Instruction 01130

the commencement of a school term.

hours	0	132	196	112	440
-------	---	-----	-----	-----	-----

## Agriculture, Trade and Consumer Protection 00039

soil and water resource management

hours	34	325	70	7	435
-------	----	-----	----	---	-----

---

## Health and Family Services 00091

licensing of emergency medical technicians-paramedic and approval of emergency medical technician-paramedic operational plans.

hours 

291	62	14	0	367
-----	----	----	---	-----

## TOPICS OF LOBBYING COMMUNICATION (not assigned a bill or clearinghouse rule number)

	January-June 2001	July-December 2001	January-June 2002	July-December 2002	Session-to-date
hours	32,880	29,382	24,436	37,816	124,515

Hours of lobbying-related effort spent on topics of lobbying communication containing the word

### BUDGET

hours	2,250	884	4,276	4,762	12,172
-------	-------	-----	-------	-------	--------

Hours of lobbying-related effort spent on topics of lobbying communications containing the word

### HEALTH

hours	2,937	1,109	1,706	4,866	10,619
-------	-------	-------	-------	-------	--------

## MINOR LOBBYING EFFORT (effort that accounted for less than 10% of an organization's total lobbying time)

	January-June 2001	July-December 2001	January-June 2002	July-December 2002	Session-to-date
hours	22,853	24,245	16,481	15,608	79,187

## NO LOBBYING COMMUNICATION

	January-June 2001	July-December 2001	January-June 2002	July-December 2002	Session-to-date
hours	7,415	5,604	7,069	9,320	29,408